

# Webelos Rock Star: Live the Dream - Resident Camp 2010

## **Policies Guide for Units or Parent/Son Teams attending Webelos Resident Camp**

If you are coming with all the Webelos in your pack or if it is just you and your son, we are looking forward to working with each of you and are eager to have you and your Scouts in camp at Tunnel Mill. We hope your Webelos Scouts have fun, develop self confidence and self-reliance, gain knowledge from the various program areas available, and appreciate our natural environment – the great outdoors.

There are three things that we ask of ourselves, all of our staff, and you:

*TEAMWORK  
COOPERATION  
FLEXIBILITY*

We feel that if we all work together and are flexible to the circumstances at camp, the boys will have an exceptional program.

This Leader's Guide is designed to help you prepare for a successful experience at camp. We have a list of policies and guidelines for leaders and units.

We are happy to have you with us and hope your experience will be as rewarding for you as it will be for your boys. Remember: we are all building memories that the boys will have and be able to remember for the rest of their lives.

As you complete your preparation for camp, please let us know if we can be of further assistance. Fun and excitement await everyone, so come along for the adventure!

See you soon! We're looking forward to a rockin' good time with you this summer!

Yours in Scouting,

Steven Straub  
Camp Co-Director  
502-899-5883

David Hunter  
Camp Co-Director  
502-955-6488

Diana Huber  
Camp Commissioner  
502-295-1484

Ben Senff  
Staff Advisor  
502-361-2624

Please note: From June 19-August 1, these individuals will be living at Tunnel Mill and will have limited access to the numbers listed above. Either contact the camp directly at 812-256-2038 or call the council office at 502-361-2624.

## Webelos Section - Table of Contents

CAMP FEES.....	W-3
CAMP ORIENTATION MEETINGS .....	W-3
IMPORTANT STEPS FOR PLANNING A SUCCESSFUL RESIDENT CAMP EXPERIENCE .....	W-4
PROGRAM OVERVIEW .....	W-6
HOW TO GET TO TUNNEL MILL .....	W-9
PRE-CAMP PROCEDURES .....	W-10
CHECK-IN SCHEDULE AND PROCEDURES .....	W-11
CUB SCOUT CAMP LEADERSHIP .....	W-13
GENERAL POLICIES .....	W-14
WHAT TO BRING .....	W-17

# Webelos Resident Camp

## CAMP FEES

### Youth

- \$105 Early Bird Special, paid in full by April 16<sup>th</sup> (\$15 savings plus a special patch!)
- \$120 Regular Rate, paid in full two weeks prior to the start of your scheduled session.

### Adult

- 1 Free Adult for every paid 6 youth
  - MUST PROVIDE 2 DEEP LEADERSHIP
- \$80 Regular Rate, paid in full two weeks prior to the start of your scheduled session.
- If two adults are tag-teaming and splitting the camp fee, an additional t-shirt may be ordered for \$7, payable when the regular camp fee is paid.

### Day Adult Visitor Fees

- \$5 for each meal
- **Remember: No siblings are allowed on camp except on family night** (Day 3 evening of each session.)

### Family Night Meal Fees

- Adults: \$5
- Youth (5-10): \$3
- Children (4 & under): Free

## CAMP ORIENTATION MEETINGS

In order to prepare you and your Scouts for the Resident Camp experience, it is required that you (or someone from your group) attend one of the four orientation sessions at the Sam Swope Scout Center prior to camp. It is highly advisable that you attend the orientation session designed for your specific session as pertinent information that applies to your session will be addressed; however, you may attend a different one if needed. *Even if you have attended Resident Camp before, someone must still attend!* All orientations will begin at 7:00 p.m. and will last approximately 1 hour (You can arrive at 6:30 to process paperwork and medical forms; you may also stay after the meeting if needed to take care of these tasks.) The dates are listed below:

- June 16, 2010 (Session 1 and 2)
- June 23, 2010 (Session 3)
- June 30, 2010 (Session 4)
- July 7, 2010 (Session 5)

## **IMPORTANT STEPS FOR PLANNING A SUCCESSFUL RESIDENT CAMP EXPERIENCE**

1) **Submit Your Applications as a Unit:** To ensure all your youth and adults can attend the same session, it is highly recommended that you submit all of your applications at the same time.

2) **Camp Promotion Night:** Contact our Promotions Director Diana Huber at 502-295-1484 or your District Executive to obtain a copy of our camp promotional DVD. If possible, a member of the camp staff will try to attend your meeting to show the video and present information on the resident camp program. This presentation should be done at a pack meeting or other type of parents' night for the pack as it is very important to have as many parents as possible at this meeting. Discuss possible sessions to attend camp and speak positively about the values of the resident camp experience. Out-of-council packs may request a camp promotion video to use at a parents' night program.

3) **Early Bird:** Any youth who pays their fee in full by April 16<sup>th</sup> receives a \$15 discount and a special patch.

4) **Fee Schedule:** The regular youth and adult fees are due in full no later than 14 days prior to the start of the session. Your spot at camp is not guaranteed until your fee is paid in full. Fees are transferable but non-refundable except for the following reasons: serious illness, job relocation, or summer school. All refund requests must be made in writing to the council office within two weeks of your session. **A \$30 fee will be retained on all refunds. NO REFUND IS GUARANTEED.**

5) **Medical Form:** All youth and adults attending resident camp must complete Parts A and C of the official BSA medical form, #34065. You may print a copy from the national BSA website or council website. Carefully follow instructions on each form and check all signatures. Please mark each form with the person's name, pack, and session attending. Please make sure you only submit copies of your medical form as the forms will not be returned to you at the end of camp because the camp medical officer makes notes and annotations on these forms for camp purposes. At the conclusion of the camping season, all forms will be shredded.

6) **Financial Assistance:** Identify boys who may have a problem paying for their resident camp experience and try to help them find some way to earn money. Excellent sources of funds for Scouts needing assistance are the annual Popcorn sale and Camp Card sale. Unit fundraisers can also be used to earn funds for resident camp use. Camperships are available for Lincoln Heritage Council Scouts only. Complete a financial assistance application for each Scout who needs assistance and return them to the Scout Service Center. Camperships are limited to those Scouts whose families' financial situation qualify for assistance. Campership applications are due no later than March 15<sup>th</sup>.

7) **Camp Orientation Meetings:** (see page W-3 for schedule). The leader in charge of each unit (or their designee) are required to attend a camp orientation meeting. The meeting will be held at the Sam Swope Scout Center. You may arrive starting at 6:30 to process paperwork and medical forms. For those who cannot arrive early, we will process paperwork once the orientation meeting has concluded. The meeting will begin at 7:00 p.m. (Eastern Daylight Time) and will last approximately one hour. Units need to bring:

- Medical forms (copies)
- Final roster, including adults and Scouts
- Any dietary needs for scouts or leaders
- An idea of which of the following check-in windows work best for your unit (you will be able to sign up for your preferences at the meeting and you will be called a few days later with your check-in window)



# PROGRAM OVERVIEW

**Webelos Rock Star: Live the Dream** provides an action packed program of fun and adventure from sunrise to taps at a pace that never seems to end. The Resident Camp program is like a five-course meal. Our goal is to provide you with so many activities that no one will go away wanting more.

**Location** – Webelos Rock Star: Live the Dream is located at the Tunnel Mill Reservation, 3913 Tunnel Mill Rd, Charlestown, Indiana 47111.

**Time Zone** – Tunnel Mill Reservation operates on Eastern Daylight Savings Time.

**Camp Staff** – the staff is responsible for conducting all the excellent programs and assisting leaders and parents with camp wide activities ensuring all participants have fun as they Rock The Mill. The staff is made up of adult Scout leaders, Boy Scouts, and Venturers with a genuine desire to provide campers with the best program possible. Qualified and certified adult staff members supervise activity areas requiring specialized supervision, such as the pool and shooting sports area.

**Campsite Living** – We will be using several of Tunnel Mill’s best campsites. **Sleeping at camp is in tents PROVIDED BY EACH PACK.** Each campsite is equipped with rustic bathroom facilities. Each campsite has sheltered picnic tables for campsite activities. There are two central shower houses available for everyone’s use that have individual, locking shower stalls. About 25-30 Webelos Scouts and their leaders will be camped together so your pack will be grouped with other packs and parent/son teams to form a single group. **Adults MUST sleep separately from Scouts unless a parent tents with his/her own son. As per national youth protection guidelines, an adult should never be in a tent with someone who is not their own child. Male and female adults may only share tents if they are legally married.** Everyone should bring their own tents.

**Uniforms** – Each paying participant (youth and adult) will be provided a Camp T-shirt on Day 1 that should be worn during activities. (If two leaders are tag-teaming and splitting the camp fee, only one t-shirt will be provided. Additional t-shirts may be ordered at the time the registered adult pays their fees.) If the camp shirt is not worn, please wear another Scouting-related t-shirt. There will be several times when the entire camp will be requested to be in official Scout uniform. Scouts should wear their official BSA shorts/pants or other dark colored shorts/pants with a belt with their uniform shirt. Registered leaders should wear their uniform. Other adults need to dress for a day at camp, not a day at the beach. **Short shorts, halter tops, open-toed shoes, hee-lies, and crocs are not allowed in camp.** Shoes and socks must be worn at all times outside the pool area to avoid injuries.

**The Daily Program** is a round robin rotation among program areas such as shooting sports, swimming, Scout skills, sports, nature, and fishing. Scouts will be able to work on several activity badges and belt loops during this time. The daily program starts

immediately after flags each morning. **YOU NEED TO BRING EVERYTHING YOU NEED FOR THE DAY WITH YOU TO BREAKFAST.** Tunnel Mill is a large property with many hills. You want to avoid excessive trips back to your campsite during the day. **WE ENCOURAGE THE USE OF A DAY PACK TO CARRY ESSENTIAL ITEMS.**

**Camp Spirit** – Camp is divided into five groups. Certain awards are given based on the spirit and teamwork shown throughout camp. Please help the boys of the different packs in your campsite build lasting friendships.

**Special Activities** – Evenings are devoted to special activities, which include campfires, optional sessions, group building, and special family night activities.

**Family Night** – Families are invited to join us the third night of each session for dinner and stay through the Campfire Show. Meal cost is \$5.00 for adults, \$3.00 for children ages 5-10, and free for children ages 4 and under. Packs must make reservations at the trading post during the second day of each session. There will be a campfire program at about 7:30 p.m. to which the entire family is invited. This activity is scheduled to end at approximately 9:30 p.m. **PARENTS SHOULD NOT TAKE THEIR SCOUTS HOME AT THIS TIME.** Leaders, please stress this point with your parents. Scouts are encouraged to stay the entire session to learn about breaking camp on the last day as well as prepare them for Boy Scout summer camp. All visitors must check in and out at the Administration building. **PETS ARE NOT ALLOWED ON CAMP PROPERTY.** Visitors should dress appropriately for participating in outdoor activities (leave the high heels at home!). It is advised that visitors bring a flashlight as it may be dark when they leave camp. Please note that the fitness area on the main activity field will be closed during this time for the safety of all participants.

**Rainy Day Activities** – When it rains during program hours, programs will continue. Some program activities and/or locations may change to make accommodations for rainy situations. However, there will be program opportunities rain or shine. **EACH LEADER SHOULD BRING SOME DECKS OF CARDS (REGULAR CARDS, OLD MAID, GO FISH) SHOULD PROGRAM BE MOVED TO THE DINING HALL.** Please know that emergency procedures are in place for severe weather.

**Camper Mail** – Boys love to get mail and so does the staff! Mail four business days before the session starts. Be sure not to write anything that encourages homesickness. The camp address and phone number are listed below.

Scout's Name  
Pack #, Session #  
Webelos Resident Camp  
Tunnel Mill Reservation  
3913 Tunnel Mill Road  
Charlestown, IN 47111

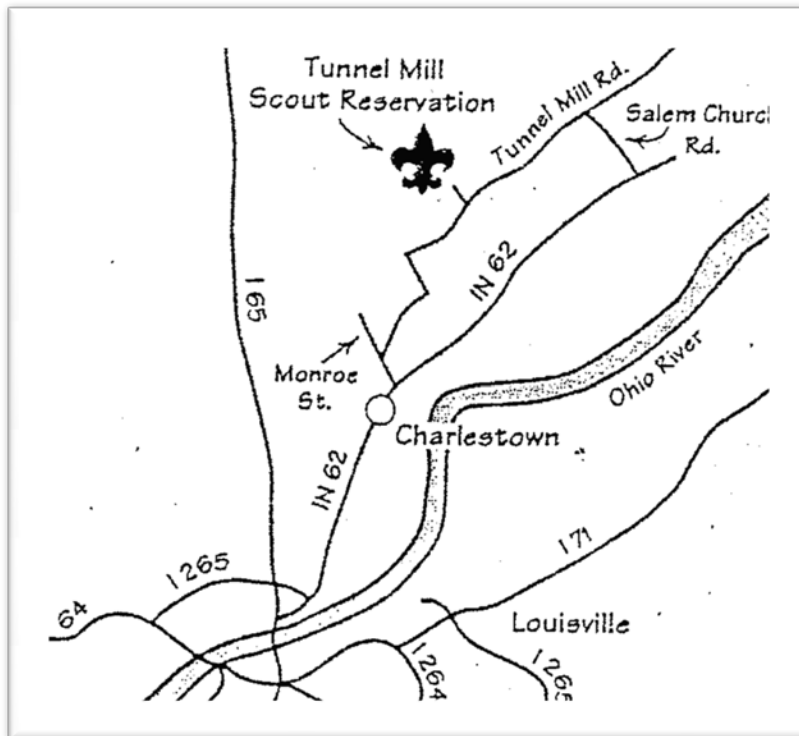
**Camp Phone Number:** (812) 256 – 2038. This number should only be used while camp is in operation from June 19-August 1. For other questions, please contact the council office at 502-361-2624.

**Trading Post** – There is a camp trading post with souvenirs, snacks, drinks, supplies, and Scout items. The Trading Post will be open throughout the session. **Please give the Scouts small bills.** The majority of available items can purchased for less than \$15.



## HOW TO GET TO TUNNEL MILL

Tunnel Mill Reservation is located 4 miles east of Charlestown, Indiana. You can reach the camp by turning off IN State Highway 62 at either Monroe Street or Salem Church Road. If you are heading east of IN 62, turn left onto Monroe Street and right onto Tunnel Mill Road. There is a small sign as you approach Tunnel Mill Road. If you choose you can proceed onto Salem Church Road about 4 miles east and turn left. There is a highway department sign directing you to the Reservation at Salem Church Road. Take Salem Church Road until it ends at Tunnel Mill Road and take a left.



# PRE-CAMP PROCEDURES

## Before Camp/Pack Parent's Pre-Camp Meeting

- ❑ Go over the “What to Bring” List as well as explain key policies from this guide. This will ensure that each individual will have what they need and know what to expect at camp.
- ❑ Let everyone know there will be at least one mile of walking each day. Let leaders know that there are hills at Tunnel Mill.
- ❑ **Be sure that each Scout and parent knows their pack number.**
- ❑ Collect pack permission slips (if applicable) for travel to and from camp.
- ❑ Determine tent partners.
- ❑ **Remind Webelos to bring a sack lunch or eat lunch before you arrive.**
- ❑ Coordinate transportation to and from camp.
- ❑ **Plan to have your ENTIRE PACK arrive at the same time.** We need everyone present for a smooth check-in.
- ❑ Invite parents to Family Night. You will be asked to make reservations on the morning of your second day at camp so find out how many children under 4, youth 5-10, and adults that will be attending. You can buy the tickets when you submit your reservation or parents may pay upon their arrival. **Remind them this is not the time to take their Scouts home. Remember, this is the only time siblings are allowed at camp. Remind them as well that pets are never allowed on camp property.**
- ❑ If you anticipate that you will have Scouts who may become homesick, work with the parents to encourage kids to stay the entire session. This is extremely important if the Scout has his own cell phone and will be calling home. The goal of this camp is to provide Scouts with a positive first, extended overnight camping experience. We pride ourselves on keeping Webelos at camp for the entire session, and we are happy to assist you if your Scouts do encounter homesickness.

## Checklist for the day you leave for camp:

- ❑ Does every Webelos Scout have his lunch?
- ❑ Is every Webelos Scout wearing his swim trunks?
- ❑ Does every Webelos Scout have someone picking him up when camp is over?
- ❑ Do you have a copy of your camp roster?
- ❑ Do the boys understand the importance of the buddy system while at camp?
- ❑ Does each Webelos Scout have his spending money for the camp trading post?

## CHECK-IN SCHEDULE AND PROCEDURES

**When to Arrive** – All Scouts should plan to arrive together as a pack during their designated check-in window. **Units that arrive before their designated time will be directed to wait in an overflow parking lot.** If you arrive after your check-in window, your check-in process will be affected, and you may not have enough time to take a swim test on Day 1. **REMINDER:** National BSA Standards state the passengers may NOT be transported in the bed of a truck, trailer, or camper at any time. Each passenger in all vehicles must use a seat belt.

**What to Wear** – Scouts and leaders should come with their SWIM ATTIRE on under their clothing.

**Medical Forms** – Upon arrival, every Scout and leader must have a completed medical form. The leader in charge submitted these forms at the pre-camp orientation meeting. Regulations allow no exceptions. This form must be on file before you can stay at camp. Every Scout and leader will be given a medical re-check upon arrival but full examinations are not available. If you have had changes in medical history since you completed the form, please be prepared to amend the form at camp.

**Vehicles/Parking** – No vehicles will be permitted beyond the parking area. **You will not be able to drive into your campsite.** You will only be able to drive to the entrance of your campsite, so please pack accordingly. You will be asked to move your vehicle to a parking lot immediately after unpacking so other campers can unload their gear as well. **Because parking is limited, units are asked to carpool as much as possible.**

**Check-in Procedures** – This list serves as a general outline for check-in at Webelos Resident Camp; due to circumstances (such as weather and other issues), this list may be altered upon your arrival at camp.

1. Staff members will greet you upon arrival at the entrance to camp and give you directions. If you arrive during your check-in window, you will be directed to your appropriate campsite.
2. Meet with your Campmaster at your campsite.
3. Select your camping area.
4. Unload your gear and move it to the camping area.
5. Once gear is unloaded, all cars need to be immediately moved to designated parking areas.
6. The leader in charge needs to check the pack in at the administration tent in the upper field. Please look for the big sign that says "Units Check-in Here". The leader will receive security bracelets for both youth and adult participants to wear at all times while on camp, starting immediately after receiving the bracelets.
7. You will then have until your scheduled swim test time to complete your medical recheck and pitch camp. All adults and youth must complete a medical recheck. Please look for the big sign that says "Medical Re-Check Here" at the administration tent.

- Remember you have to turn in all prescription medication to the health officer at the medical recheck. This applies to both youth and adults.
  - You will also have time after your swim test to complete your campsite setup.
8. You **MUST** show up for your swim test at your designated time which will be communicated to you upon your arrival. Failure to do so will significantly impact the rest of your schedule and your ability to complete the check-in process. You may find yourself doing swim tests very early on Day 2 before the morning program.
- You **MUST** complete a medical recheck before you can swim test.
  - BSA Aquatic regulations require anyone (youth or adult) wanting to swim beyond the shallow end of the pool to pass a swim test. Scouts and leaders should change into their swimming attire before leaving their campsites if they did not wear them to camp.
  - **Scouts and leaders who have inhalers MUST bring them to the swim test.**
9. It is recommended that you take a camp tour. Tours start at the Trading Post every fifteen minutes on the quarter hour. Tours last approximately 20 minutes and can be taken before or after your swim test as time permits.



# CUB SCOUT CAMP LEADERSHIP

All Scouts, leaders, and staff will show Scout Spirit while at camp. The Cub Scout Promise and the Scout Law are the camp guidelines.

**Youth Protection** – Please review BSA youth protection guidelines found in the *Guide to Safe Scouting*. Each pack must have at least one adult Youth Protection trained (training can be found online at the council website). Adult and youth camp staff members will have completed BSA Youth Protection Training.

## *Leadership Ratios and Requirements*

- ✓ Each unit registering is required to have at least 2 adult leaders.
- ✓ The minimum ratio of adults to Webelos is one adult for every 4 Webelos.
- ✓ The unit leader going to camp must be a registered adult Scouter at least 21 years of age and preferably the unit's or den's year-round leader or assistant leader.
- ✓ The second leader may be a registered Scouter 18 years or older or the parent of a participating unit member.
- ✓ Units that choose to bring den chiefs are responsible for these individuals. They are not considered part of the camp staff. Den chiefs pay the same camp fee as participating adults. Den chiefs do not participate in the program; however, they are considered youth under youth protection guidelines.
- ✓ Remember, boys and adults cannot share tents unless they are parent and son.
- ✓ Adult male and female leaders may only share a tent if they are legally married.

## *Leaders Are Expected to Follow These Guidelines*

- Your main role is to know where your Scouts are at all times.
- Be sure that you and your Scouts have a good time.
- Unit leaders are responsible for the good behavior and good practices of their Webelos at all times and are expected to be available to assist their Webelos Scouts and camp staff to assure the best camping experience.
- Set a good example – be a good example.
- Be a good sport.
- Be prepared – camp will go rain or shine.
- Be flexible – adapt to the day.
- At meals, sit at your designated tables near your Webelos.
- Monitor your Webelos' behavior at all times. Do not stand by while your Scouts are whittling on trees or “sword fighting” with sticks.
- During structured activity times, the camp staff and adult leaders from the pack will supervise Scouts. Each program supervisor will specify the duties of adult leaders as necessary. However, adult leaders should stay with their pack during program times.
- At ALL other times, the adult leaders from the pack will supervise the Webelos.

# GENERAL POLICIES

## 1) Hazardous Substances

- ◆ Adult leaders are asked to use discretion with smoking in the presence of young people. Smoking is not permitted in any camp building or program area and is restricted in other camp areas. No smoking is permitted by anyone under the age of 18. **Because of the proven health risks associated with tobacco products, adults are asked not to use tobacco products in the presence of youth (which includes many of the camp staff).** This camp could easily be destroyed by the careless use of cigarettes or matches.
- ◆ The use of alcoholic beverages and illegal drugs is prohibited and will not be tolerated on Scout property. Violators will be asked to leave. *This policy will be strictly enforced.*
- ◆ Liquid fuel is not permitted in camp.

## 2) Unauthorized items include the following:

- ◆ Animals may neither be brought to camp nor taken home from camp. **Pets are not permitted at camp, including family night.**
- ◆ Neither personal shooting sports equipment nor ammunition is permitted at camp.
- ◆ **Fireworks and cap guns of any sort are not to be brought to camp.**
- ◆ Ignition devices (i.e. matches, hot sparks) are not to be used unless under the supervision of adults or camp staff.
- ◆ Sheath knives or knives with blades over three inches should be left at home.
- ◆ Expensive jewelry, pocket video games, radios, and music players should be left at home.

## 3) Conduct

- ◆ Intentional damage to camp property will not be tolerated.
- ◆ The LHC will expect full restitution including full cost of materials, labor, and other costs related to the replacement or repairs of camp property.
- ◆ For everyone's safety and the camp's conservation, please use only clearly marked fire rings for unit campfires.
- ◆ Leaders will be expected to monitor their Webelos' behavior at all times.
- ◆ Webelos are expected to participate in camp activities and to be in designated areas when appropriate. This includes program areas during program times, dining hall during meal times, campfire ring at campfires, and bed at night.
- ◆ Webelos should not go off by themselves. Emphasize the buddy system.
- ◆ Do not allow Webelos to enter the cemetery.

## 4) Health

- ◆ *Rest:* Sleep and rest are important, especially at camp. Pack leaders are asked to help keep their Scouts quiet between 10:00 p.m. and 7:00 a.m. to assure ample time for rest and sleep.
- ◆ *Prescription medication:* **The taking of prescription medication is the responsibility of the Webelos Scout's parent or guardian. As per national**

**standard, all prescription drugs for both youth and adults are to be kept in locked storage under the supervision of the health officer.** The health officer may make an exception for a limited amount of medication to be carried by the camper, leader, or staff member for life-threatening conditions, including EPI pins for bee stings, heart medication, diabetic emergency medication, and inhalers.

#### 5) **Safety – Camper safety and welfare should be foremost in our minds**

- ◆ **Closed-toed shoes** are to be worn at all times (except in the showers where flip-flops or crocs are recommended). Heelies are not permitted at camp.
- ◆ ATV's are not allowed at the camp.
- ◆ Stress to your Scouts to stay on trails and to stay out of non-staffed program areas.
- ◆ Scouts should not run on gravel roads nor in their campsites.
- ◆ Remind the Scouts to not walk on or dislodge any of the rock or wood trail outlines or markers.
- ◆ The creek is off limits to Webelos (expect for camp programming).
- ◆ For everyone's safety and the camp's conservation, please use only clearly marked fire rings for unit campfires.
- ◆ Do not allow Scouts to throw rocks, sticks, pine cones, or other objects.
- ◆ Report any maintenance problems to the camp director immediately.
- ◆ Please respect the privacy of the camp staff by staying out of their living areas – do not cross the bridge unless instructed by staff.
- ◆ Camp operates on the buddy system. Scouts should never be anywhere alone.
- ◆ If a leader or any Scout needs to leave camp for any reason, please make sure your leader in charge knows, **then register the details of your plans at the administration building when you sign-out. Also, sign-in upon your return.**

#### 6) **Sanitation**

- ◆ Help keep camp clean – leave camp better than you found it.
- ◆ Water conservation is practiced at all times at camp. Do not waste water.
- ◆ The latrines in campsites will be clean upon your arrival. Packs are expected to maintain the cleanliness of the latrines during their stay. Please keep the lids down at the latrines to keep the smell down.
- ◆ Each campsite will be assigned a day to clean one of the shower houses near the campsites.
- ◆ Put all trash in garbage cans.
- ◆ Recycle all items as appropriate using proper receptacles.
- ◆ For the safety of everyone in camp, **no garbage or food must be left in the campsites or tents at night. Food smells attract unwanted visitors.**

#### 7) **Visitors to Camp**

- ◆ Adult visitors are welcome at any time. However, certain days (such as the last full day of the session) will serve better than others.
- ◆ **Siblings are not allowed except on Family Night.**
- ◆ **All visitors must sign-in at the Administration Building upon arrival at camp. They must also sign-out when they leave.**

- ◆ **Parents should not take their children off the camp property without signing them out. Parents should also notify the leader in charge of their unit if they need to sign their child out.**
- ◆ Webelos must not be allowed to leave camp with any person unless permission is granted by the parent or guardian who has legal custody. *Pack leaders are advised to know the custody status of all the Webelos they bring to camp.*

### 8) Vehicle Policy

- ◆ No cars are permitted to be parked by the campsites unless approved by the Health Officer for medical purposes.
- ◆ Cars should remain parked in designated areas until participants are ready to leave camp.
- ◆ Units are encouraged to carpool to camp as much as possible because parking facilities are limited.
- ◆ Leaders who are staying for the full session and not “tag teaming” with another adult may be asked to park their car farther away from the main part of camp.



# WHAT TO BRING

## Webelos Resident Camp

(Please make a copy of this page for each Scout attending camp from your pack)

### HOW TO PACK YOUR GEAR

Each individual camper (youth or adult) may want to consolidate their gear into a single duffel bag or heavy trash bag (waterproof), including the sleeping bag, with their name and pack number on it. Pack gear should be consolidated as much as possible. Be comfortable but leave the kitchen sink at home!

### PERSONAL CAMP GEAR RECOMMENDED FOR SCOUTS AND LEADERS

#### *Day pack or book bag*

Water bottle or canteen  
Spending Money (\$10-\$20) in *small bills*  
Sleeping bag or sheets/blankets  
Shorts/pants and extra T-shirts  
Shoes (2 pair)  
Socks (several pairs)  
Underwear (several pairs)  
Bandana or handkerchief  
Pajamas or something to sleep in  
Small pillow  
Swim attire  
Soap and shampoo  
Toothbrush and paste

Sunscreen

#### *Rain gear*

Notebook and pencil  
Plastic trash bags  
Scout uniform [no neckerchief please]

#### *Flashlight*


Swimming towel  
Webelos handbook (optional)  
Bath towel and washcloth  
Fishing gear [if desired]  
Indiana fishing license (16 and over)  
Pocketknife and whittling chip

#### *Drinking cup*

Hat (optional)

### TENTS

*All units must provide their own tents. We encourage packs to put multiple boys in a single tent to conserve space. Remember, boys and adults cannot share tents unless they are parent and son.*



### DO NOT BRING

Music devices, portable game players, or televisions do not need to come to camp as we will be creating our own fun. Boys should also not wear heellies. Crocs, flip-flops, or other open-toed shoes should be worn for shower purposes only. **Don't bring food or snacks that boys might keep in their tent – Rocky Raccoon or Sammy the Skunk are nearby!**


**RECOMMENDED FOR THE PACK**

Alarm clock  
Trash bags  
Camera  
Lantern (Propane or battery only)  
Sharpie Marker  
Hand sanitizer  
Bedtime snacks kept in a cooler or “Rubbermaid” type box

First Aid Kit (minor cuts, etc)  
Parent’s Emergency Phone Numbers  
Bucket and soap for washing T-shirts  
Lawn Chairs  
Unit insurance policy and claim forms  
Webelos Handbook



Hi, my name is Rocky. Unless you want a visit from me, be sure to keep your food locked away!



Unlike Rocky above, I’m a good friend to have at camp. I can help you carry all the stuff you need for a fun and rockin’ day at camp!